

PowerPivot & QlikView 101



Alex Whittles
Business Intelligence Consultant
Purple Frog Systems

Alex@PurpleFrogSystems.com
www.PurpleFrogSystems.com
www.PurpleFrogSystems.com/blog
Twitter: [@PurpleFrogSys](https://twitter.com/PurpleFrogSys)

Alex Whittles

- Run SQL Server User Group in Birmingham
www.SQLMidlands.com
- Studying MSc in Business Intelligence
- Run **Purple Frog** BI Consultancy



Business Intelligence Consultancy

Dimensional Modelling
Data Warehousing
OLAP Cubes

Data Quality
ETL Systems
Reporting Systems

Self Service BI



PowerPivot



QlikView

Why?

- Puts user in control
- Greater agility
- Faster results

Why Not?

- Lack of data governance
- Different versions of truth
- Complex source systems

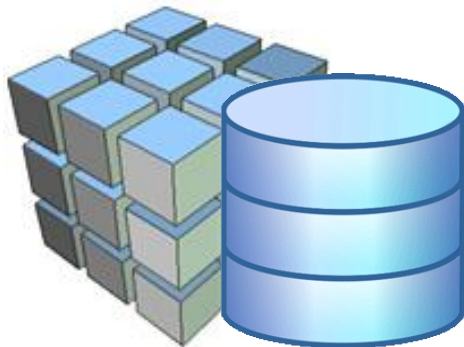
Self Service BI



PowerPivot



QlikView



Demo



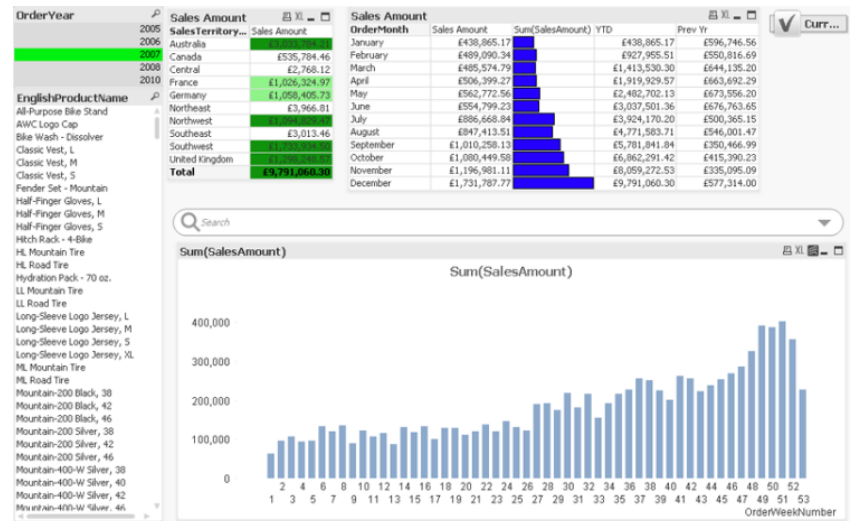
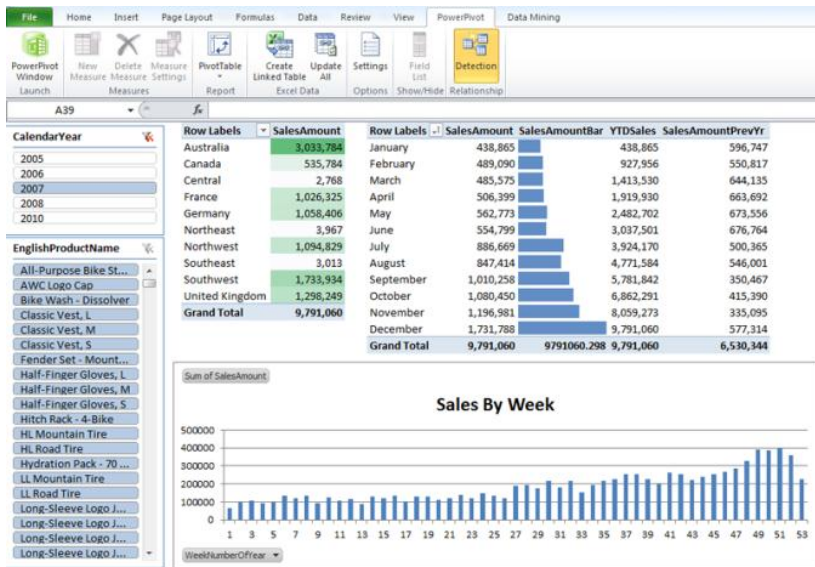
PowerPivot
Vs
QlikView

Which One's Best?

	PowerPivot	QlikView
Getting Started	Very Quick	Slow
Data Layer	Great	Poor
Intuitive?	Yes (It's Excel!)	No
Formatting	Conditional Formatting	Expressions required
Expressions	DAX	QlikView Expressions
Dashboard Capability	Limited	Extensive
Server Hosting	SharePoint	QlikView Server

Download Code

<http://www.purplefrogsystems.com/blog/2011/10/sqlbits-9-session-powerpivot-and-qlikview-101>



PowerPivot & QlikView 101



Alex@PurpleFrogSystems.com

Twitter: [@PurpleFrogSys](https://twitter.com/PurpleFrogSys)

www.PurpleFrogSystems.com

www.PurpleFrogSystems.com/blog